Measurement and Analysis of Student Learning and Performance

BUSINESS SCHOOL LAUSANNE BSL
LEADING INNOVATOR IN BUSINESS EDUCATION

Analysis of Results

Performance Measure	Description of Measurement Intrument to include	Areas of Succes	Results of action taken (occurs in the following years)	Graphs
BBA Students will demonstrate a proficiency in Financial Management: **60%** of students will complete the course **Financial Management** with a rank of **75%** or above.	Formative, Direct and Internal assessment	On average 72% of the students met the standard over the period 2012-2014.	Success rate continued to be monitored.	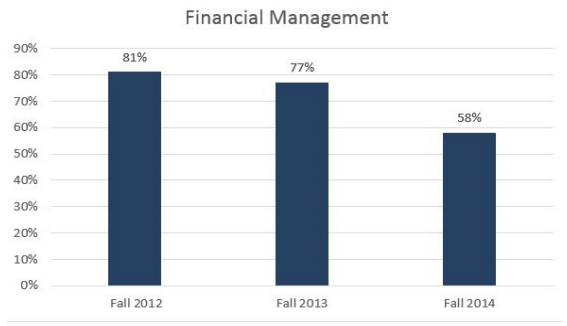
BBA Students will demonstrate a proficiency in Operations Management: **60%** of students will complete the course **Operations Management** with a rank of **75%** or above.	Formative, Direct and Internal assessment	On average 67% of the students met the standard over the period 2012-2015.	Success rate continued to be monitored.	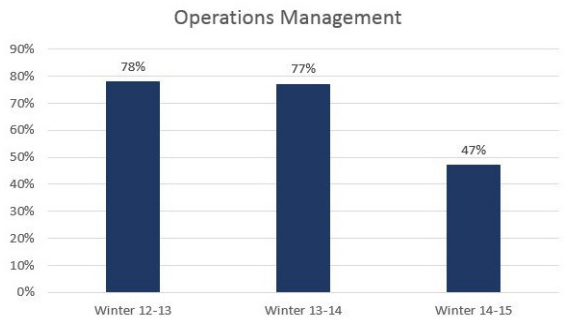
BBA Students will demonstrate a proficiency in International Marketing: **60%** of students will complete the course **International Marketing** with a rank of **75%** or above.	Formative, Direct and Internal assessment	On average 97% of the students met the standard over the period 2012-2015.	Success rate continued to be monitored.	
BBA Students will demonstrate a proficiency in Global Human Resources: **60%** of students will complete the course **Global Human Resources** with a rank of **75%** or above.	Formative, Direct and Internal assessment	On average 70% of the students met the standard over the period 2013-2015.	Success rate continued to be monitored.	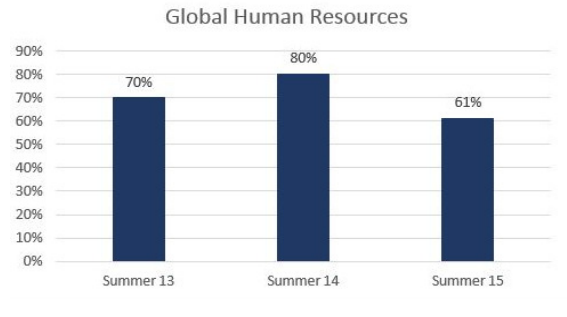
60% of the BBA Students will successfully complete the bachelor's level capstone course **Entrepreneurship** module with a rank of **75%** or above.	Capstone course - Summative, Formative, Direct and Internal assessment	On average 58% of the students met the standard over the period 2013-2015.	Success rate continued to be monitored.